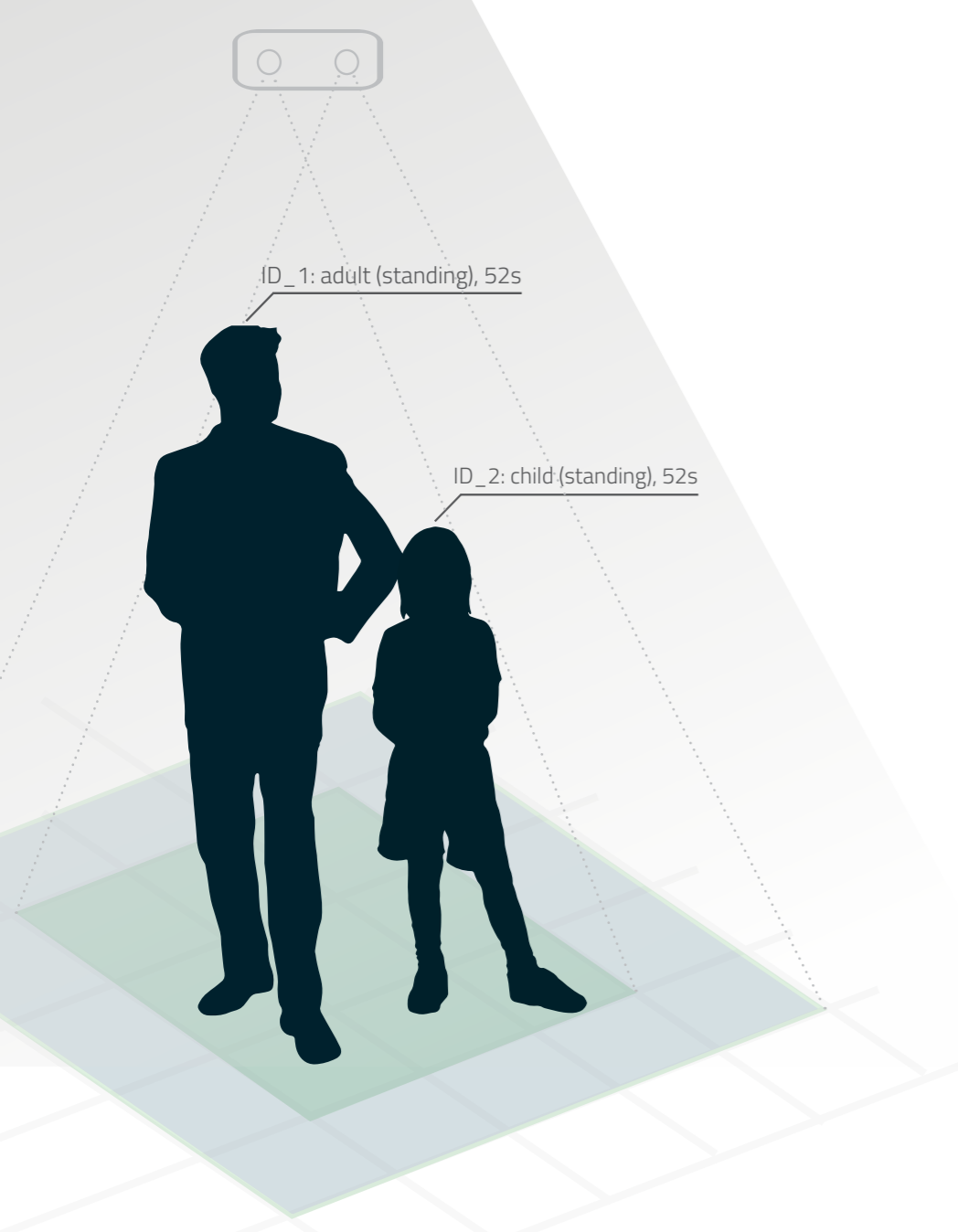


INTELLIGENT 3D VISION SENSORS

PRODUCT PORTFOLIO



PEOPLE-COUNTING, PATH DETECTION,
SECURITY AND MORE



INTENTA 3D-VISION TECHNOLOGY

Our Intenta 3D Vision smart sensors are based on state-of-the-art stereovision technology. By using two lenses, a three-dimensional view of the environment is generated. This principle is comparable to human vision. Based on height information, people can be detected very precisely and their walking paths can be tracked over large areas. This image data is processed in real time directly on the sensor. Our sensors can thus provide event data for downstream analysis without transmitting camera images. As such they meet all the requirements of the General Data Protection Regulation (DSGVO & GDPR).



APPLICATIONS



RETAIL

Optimize retail - Intelligent store analysis through people counting, walkway detection and dwell-time measurement.



EVENTS

Large-scale and precise visitor counting at trade fairs and large events - even with dense groups of people.



TRAVEL

Efficient people flow management and employee utilization through people tracking and counting in airports and train stations.



SMART BUILDINGS

Data for smart building control - easy integration of 3D sensor technology for smart building management.



SECURITY

Detect conspicuous behavior in real-time and keep an eye on the flow of people in security-critical areas.



HEALTH

Reliable personal protection in radiation therapy has been guaranteed for years by our PerMon prevent safety system.

FUNCTIONS

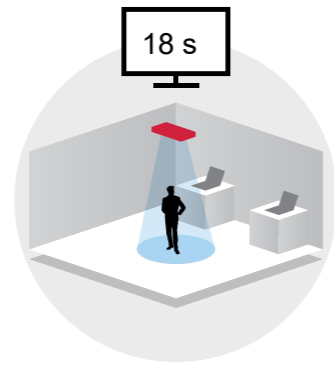


PEOPLE-COUNTING

Using Intenta Sensors, it is possible to count people accurately, distinguishing between children and adults. In addition, it can be used to provide information about the walking paths of the individual people.

DWELL-TIME MEASUREMENT

Our sensors can measure the amount of time people spend in a freely definable area. For each individual person, it is possible to determine how long they have been in which part of the room..



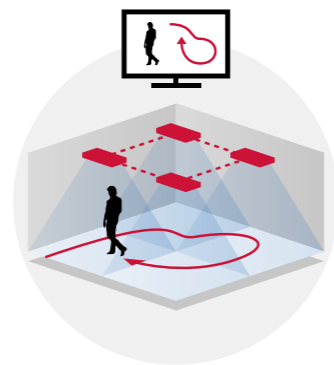
QUEUE DETECTION

One application is the detection of long waiting times at checkouts, service counters or entrances. If the number of people or the dwell time is exceeded, automatic signaling can be used, for example, to request additional personnel to staff more checkouts. The sensors help to efficiently increase service quality.



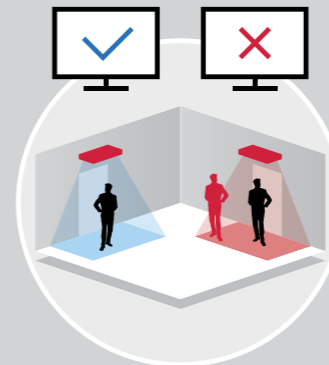
PATH DETECTION

By intelligently combining multiple sensors, large areas can be analyzed. The paths of individual people can be reliably tracked across multiple sensors. More details on Multi Sensor Tracking on page 8.



PEDESTRIAN COUNTING

The Intenta S1000 can be used to count pedestrians. With its counting data, the conversion or capture rate of a store can be reliably determined. In addition to counting, the sensor can also measure the dwell time of people in front of a shop window, allowing to measure the effectiveness of store advertising.

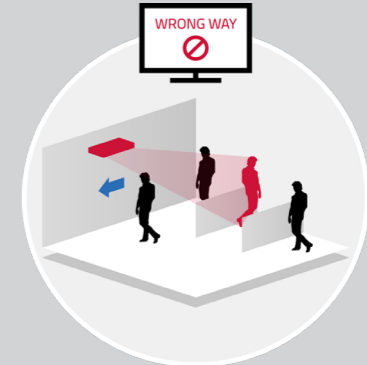


ACCESS MONITORING

Intenta sensors increase the security of an access control system by recording the number of people in the controlled area. The system automatically reports violations of security rules (e.g. more than one person, fast following or tailgating) and blocks access automatically. An image documentation of violations is also possible.

WRONG-WAY DETECTION

Intenta sensors enable stable counterflow detection. Prohibited directions of movement are reliably detected in security gates at airports or other safety-critical areas.



UNUSUAL BEHAVIOUR

Our sensors reliably detect if and how long people are in an area, as well as their posture. Unusual behavior, such as loitering or flash mobs, is automatically detected. Thanks to 3D room monitoring down to floor level, even prone persons can be detected.



SCAN FOR OUR
FEATURE CLIP



INTENTA S1000



VARIANTS

INTENTA S1000-SLC
INTENTA S1000-MC

MOUNTING HEIGHTS

2,20M - 4,50M
2,50M - 6,00M



PEOPLE-COUNTING &
OCCUPANCY MANAGEMENT



DWELL-TIME MEASUREMENT



QUEUE DETECTION



PEDESTRIAN COUNTING

OUR SPECIALIST FOR PEOPLE COUNTING

The Intenta S1000 people counter is an easy-to-integrate and also cost-effective solution focused on people counting and dwell time measurement. The functionality is based on proven algorithms and the stereovision principle of our Intenta S2000 multifunction sensor.

The Intenta S1000 is configured via an intuitive web interface. With a wide range of interfaces, our sensors can be easily connected to subsidiary systems like an analytics software for an even more precise analysis of your customer footfall. Due to their high accuracy the sensors provide reliable data for determining the absorption or conversion rate.

In combination with an additional mounting kit, the S1000 can also be used for pedestrian counting. In addition to the counting data, the dwell time of people in front of the window can be analyzed for even further information outside your shop.

HIGHLIGHTS

- ✓ At least 98% counting accuracy
- ✓ Remote Management
- ✓ Real-Time Data
- ✓ Concealed interfaces and protected optics
- ✓ Multisensor tracking (MST) up to 9 sensors

INTENTA S2000



FULL FLEXIBILITY FOR INDIVIDUAL APPLICATIONS

The Intenta S2000 laid the foundation of our entire sensor product range. It is suitable for installations with high demands on individuality due to its wide range of mounting heights, diverse interfaces and analysis options.



INTENTA S2100 SECURITY

The Intenta S2100 security is a tamper-proof, tiltable housing variant with all the functions of the Intenta S2000 for use cases with high security requirements. Its installation height is the same as the Intenta S2000-MC.

HIGHLIGHTS

- ✓ Flexible mounting angle 0-45°
- ✓ Optional color video
- ✓ Digital inputs and outputs
- ✓ Optional security housing
- ✓ Multisensor tracking (MST) up to 9 sensors

VARIANTS

INTENTA S2000-SLC
INTENTA S2000-MC
INTENTA S2000-HC
INTENTA S2000-SHC

MOUNTING HEIGHTS

2,20M - 5,00M
2,50M - 8,00M
5,00M - 10,00M
7,00M - 12,00M



PEOPLE-COUNTING &
OCCUPANCY MANAGEMENT



DWELL-TIME MEASUREMENT



QUEUE DETECTION



ACCESS MONITORING

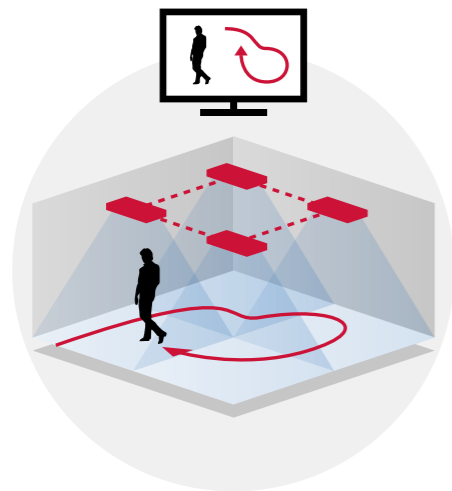


WRONG-WAY DETECTION



UNUSUAL BEHAVIOUR

MULTISENSOR-TRACKING



LARGE-AREA MONITORING WITH FEW SENSORS

By connecting several sensors together to one combined grid it's possible to analyze the walking paths of individual persons over large areas. Up to 9 sensors can be combined to provide uninterrupted people tracking in large or difficult areas.

The arrangement of the sensors can be at will, even with different mounting heights or as a combination of different sensor types. The analysis capabilities are equivalent to the full functionality of a single sensor. The configuration is done as usual via the web interface of the sensor.

3D-VISION TECHNOLOGY



OPTIONAL HD-VIDEO STREAM



DSGVO / GDPR COMPLIANT
THROUGH EMBEDDED DATA
PROCESSING



PRECISE OPTICAL
OBJECT DETECTION



STABLE AGAINST CHANGES IN
BRIGHTNESS



TYPE AND POSE CLASSIFICATION

YOUR BENEFITS

DEVELOPED AND
MANUFACTURED
IN GERMANY

INTENTA 3D-VISION SENSORS

The software and hardware of our sensors are developed and produced at our headquarters in Chemnitz, Germany. This means that we can offer you all of our solutions from a single source and can respond to your specific needs.

- + High accuracy, even in dense groups of people or crowded areas
- + Integration with manufacturer-independent platforms
- + Variable installation height (2.2m to 12.0m)
- + Easy installation and setup
- + Automatic calibration
- + Large area analysis through MST
- + Fail-safe update
- + Open interfaces for easy integration
- + Individual pre-configuration (Settings and Logo)
- + Sustainable through continuous feature upgrades

ABOUT US

MORE THAN 10 YEARS OF EXPERIENCE IN IMAGE PROCESSING AND STEREO VISION

We have been developing intelligent optical 3D sensors since 2011. With the launch of the Intenta S2000 in 2014 and the realization of numerous customer projects, we have since been expanding our development, production and marketing of our stereo vision sensors. This sustainable development has resulted in a mature product portfolio with solutions for a wide range of applications.

RELIABLE PARTNER FOR YOUR INDIVIDUAL DEVELOPMENT

The production of our optical sensors as well as the development of their software and hardware takes place at our headquarters in Chemnitz, Germany. This gives us the opportunity to implement your individual demands into special customer developments. Don't hesitate to contact our sales team if you are looking for an individual development.

TWO LOCATIONS IN GERMANY


Under the banner of Intenta Holding GmbH, Intenta ARC GmbH from Chemnitz is joined by the Intenta SEH GmbH in Hamburg, which primarily provides software engineering solutions with a focus on image processing, data fusion and automotive software. If you are looking for individual software development, you can find more information about these services on our website.

CONTACT INFORMATION

We will be happy to advise you on our products and customized system solutions:

www.intentade
sales@intentade

☰ Phone.: +49 (371) 24354 0
☰ Fax: +49 (371) 24354 020



WWW.INTENTA.DE